


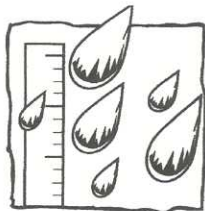
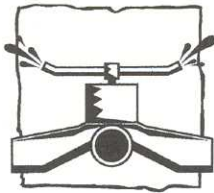


WATER. TOO PRECIOUS TO WASTE.

OUTDOORS

10 Tips for Efficient Outdoor Water Use

In the summer, 50-70% of a typical water bill is for outdoor use. Overwatering is the number one waste of water during the summer, and the leading cause of plant disease and insect problems. Here are some tips for watering efficiently and preventing waste.



- ① Water in the evening or early morning to minimize waste to evaporation. Mornings are usually less windy.
- ② Adjust sprinklers to avoid watering the street and sidewalk, and use a timer to avoid forgetting to turn sprinklers off.
- ③ Use sprinklers that throw big drops of water close to the ground. Small drops and mist often evaporate before reaching the ground.
- ④ Measure water applied to lawn to apply 1" of water per week.
- ⑤ Check the soil 2-4" deep to see when your lawn needs watering.
- ⑥ Set mower blades to 1½-2 inches and keep them sharp to cut grass cleanly. Longer grass loses less water to evaporation.
- ⑦ Use a broom, not a hose, to clean sidewalks and driveways.
- ⑧ Use a bucket and automatic shut-off nozzle to wash cars. Washing your car on the grass will water the lawn at the same time.
- ⑨ Check outdoor faucets, pipes and hoses for leaks.
- ⑩ Install a water-efficient drip irrigation system for trees and shrubs.

Free water conservation devices are available at the Public Works office at 1900 W. 6th Street, while supplies last. To help save water outdoors: Rain gauges to measure how much water sprinkler apply and Master Gardeners information about water needs of grass and plants. For indoor conservation: Reduced flow faucet aerators, and toilet leak detection kits, flappers and tank displacement devices.